

Getting Started Is as **EASY** as **ABC**!

Date my child started YBCL: __/__/__

- A** Allow your baby to see and hear words frequently using our fun, multisensory, science-based approach. Point to the words in the books and on the word cards as you say them, then show or tell the meanings of the words. Go to TheScienceOfEarlyLearning.com to learn important information about the science behind Your Baby Can Learn!
- B** Be careful about showing entertainment-based videos to your child. Research on babies watching television clearly shows that the content matters. Please reduce or eliminate entertainment-based videos during your child's early years of life. Your Baby Can Learn! has more than 10,000 spoken words in the sentences of its five videos and is designed to teach language skills.
- C** Children progress at different rates based on numerous factors, so use the following schedule as a general guide. In most cases, do not go at a slower pace than the recommended schedule. If your child consistently recognizes most words, go at a faster pace.

Please note that the months listed below refer to the months of using the Your Baby Can Learn! series—not your child's age.

Months	Suggestions	Products to Use
1	Begin with the YBCL Volume 1 video regardless of your child's age. Allow your child to watch about twice a day for the first month. Use the Volume 1 Sliding Word Cards, Lift-the-Flap Book, Teaching Cards, and Milestone Cards. For a multilingual schedule or more information, please refer to your digital copy of <i>Dr. Titzer's Guide to Early Learning</i> or visit www.InfantLearning.com .	Volume 1 Video Sliding Word Cards Milestone Cards Lift-the-Flap Book Teaching Cards
2 3	Focus on YBCL Volume 2 . Allow your child to watch twice a day for two months. Review YBCL Volume 1 about four times a week. Some older children may be able to go at a faster pace. If your child consistently answers the word game questions correctly, then your child may advance to the next volume earlier. Use the Volume 1 and Volume 2 book and word cards daily.	
4 5	Introduce YBCL Volume 3 . Allow your child to watch twice a day. Review Volume 1 and Volume 2 about twice a week each, and use the books and word cards from Volume 1 , Volume 2 , and Volume 3 daily.	
6	Introduce YBCL Volume 4 . Allow your child to watch twice a day. Review Volume 1 , Volume 2 , and Volume 3 about once or twice a week each. Use the books and word cards from Volume 1 , Volume 2 , Volume 3 , and Volume 4 daily. Continue playing the word games described on the Teaching Cards box and in <i>Dr. Titzer's Guide to Early Learning</i> .	
7	Introduce YBCL Volume 5 . Allow your child to watch Volume 5 about once or twice a day. Review each previously viewed video about twice a month. Use the books and word cards from Volume 1 , Volume 2 , Volume 3 , Volume 4 , and Volume 5 daily.	

At each step of the program, please review the videos, books, and word cards from previous volumes. To see daily viewing schedules, look on your YBCL DVD or in *Dr. Titzer's Guide to Early Learning*. Access this digital book at InfantLearning.com/Guide.

Pour obtenir les instructions en français, veuillez vous rendre à l'adresse www.InfantLearning.com/apprendre.

8+

After progressing through all five volumes of Your Baby Can Learn!, continue to allow your child to watch several YBCL videos a week in a somewhat random order. View Volume 5 slightly more often than the other volumes. Play with words using your books and word cards as well as whiteboards, chalkboards, paper, and other materials.


Helping your child learn new languages

It is better to allow your baby or toddler to learn French over many years. Teach multiple languages simultaneously, but do not mix languages within a sentence or thought. For instance, if you are an English speaker talking in French, please do not switch to English in the middle of a sentence.

Babies and toddlers can learn grammar without needing to be taught through rules. If you read sentences from our books, then you will be using proper grammar even if you may not pronounce the words precisely. Your child will hear native speakers saying the words properly while watching the videos as well as when hearing other native speakers.

Consider the following to help maintain and expand your child's French language abilities:

- Using audio recordings or videos designed to teach the language
- Checking your local library for children's books in French
- Enrolling in French language classes or a French-speaking nursery or preschool
- Hiring babysitters or other people who are fluent in French



Free digital book! Please go to www.InfantLearning.com/Guide for more tips and to get your free digital copy of the parent guide *Dr. Titzer's Guide to Early Learning*. You can also find more information about our math, music, and logic series in English, as well as YBCL in American English, British English, Chinese, Dutch, German, Japanese, Portuguese, Spanish, Vietnamese, and other languages.

Your Baby Can Learn! French Deluxe Kit contains:



Your Baby Can Learn! Languages

American English




British English



Chinese




Dutch



French



German




Japanese



Portuguese



Spanish



Vietnamese



More Information

Please visit InfantLearning.com for word game suggestions, viewing schedules, and other tips on how to use YBCL!
Please visit TheScienceOfEarlyLearning.com for information about the shape bias, Early Literacy Milestones, and more.
Please visit YourBabyCanLearn.com to see our learning products or Digital.YourBabyCanLearn.com for digital products.
Please check to see if our **Your Baby Can Learn! App** is available.

Pour obtenir les instructions en français, veuillez vous rendre à l'adresse www.InfantLearning.com/apprendre.