
























Your 4-Level Kit includes the first 4 volumes of Your Baby Can Learn! The fifth volume of YBCL is shown in the viewing schedule below for your reference. The Language Cards shown below are an add-on option and may not be included in your kit.

## Getting Started Is as **EASY** as **ABC**!


Date my child started YBCL: \_\_/\_\_/\_\_

- A** Allow your baby to see and hear words frequently using our fun, multisensory, science-based approach. Point to the words in the books and on the word cards as you say them, then show or tell the meanings of the words. Go to [TheScienceOfEarlyLearning.com](http://TheScienceOfEarlyLearning.com) to learn important information about the science behind Your Baby Can Learn!
- B** Be careful about showing entertainment-based videos to your child. Research on babies watching television clearly shows that the content matters. Please reduce or eliminate entertainment-based videos during your child's early years of life. Your Baby Can Learn! has more than 10,000 spoken words in the sentences of its five videos and is designed to teach language skills.
- C** Children progress at different rates based on numerous factors, so use the following schedule as a general guide. In most cases, do not go at a slower pace than the recommended schedule. However, if your child consistently recognises most of the words ahead of the schedule, then you may go at a faster pace.

**Please note that the months listed below refer to the months of using the Your Baby Can Learn! series—not your child's age.**

Months	Suggestions	Products to Use
1	Begin with the YBCL <b>Volume 1</b> video regardless of your child's age. Allow your child to watch about twice a day for the first month. Use the <b>Volume 1</b> Sliding Word Cards, Lift-the-Flap Book, Teaching Cards, and Milestone Cards. For a multilingual schedule or more information, please refer to your digital copy of <i>Dr. Titzer's Guide to Early Learning</i> or visit <a href="http://www.InfantLearning.com">www.InfantLearning.com</a> .	 Volume 1 Video  Sliding Word Cards  Milestone Cards  Lift-the-Flap Book  Language Cards
2	Focus on YBCL <b>Volume 2</b> . Allow your child to watch twice a day for two months. Review YBCL <b>Volume 1</b> about four times a week. Some older children may be able to go at a faster pace. If your child consistently answers the word games questions correctly, then your child may advance to the next volume earlier. Use the <b>Volume 1</b> and <b>Volume 2</b> book and word cards daily.	 Volume 2 Video  Sliding Word Cards  Milestone Cards  Lift-the-Flap Book  Language Cards
3		
4	Introduce YBCL <b>Volume 3</b> . Allow your child to watch twice a day. Review <b>Volume 1</b> and <b>Volume 2</b> about twice a week each, and use the books and word cards from <b>Volume 1</b> , <b>Volume 2</b> , and <b>Volume 3</b> daily.	 Volume 3 Video  Sliding Word Cards  Milestone Cards  Lift-the-Flap Book  Language Cards
5		
6	Introduce YBCL <b>Volume 4</b> . Allow your child to watch twice a day. Review <b>Volume 1</b> , <b>Volume 2</b> , and <b>Volume 3</b> about once or twice a week each. Use the books and word cards from <b>Volume 1</b> , <b>Volume 2</b> , <b>Volume 3</b> , and <b>Volume 4</b> daily. Continue playing the word games described on the Teaching Cards box and in <i>Dr Titzer's Guide to Early Learning</i> .	 Volume 4 Video  Sliding Word Cards  Milestone Cards  Lift-the-Flap Book  Language Cards
7	Introduce YBCL <b>Volume 5</b> . Allow your child to watch <b>Volume 5</b> about once or twice a day. Review each previously viewed video about twice a month.	 Volume 5 Video  Sliding Word Cards  Milestone Cards  Lift-the-Flap Book  Language Cards
	Use the books and word cards from <b>Volume 1</b> , <b>Volume 2</b> , <b>Volume 3</b> , <b>Volume 4</b> , and <b>Volume 5</b> daily.	

To see daily viewing schedules, look on your YBCL DVD or in *Dr Titzer's Guide to Early Learning*. Access this digital book at [InfantLearning.com/Guide](http://InfantLearning.com/Guide).



## Free digital book!

Please go to [www.InfantLearning.com/Guide](http://www.InfantLearning.com/Guide) for more tips and to get your free digital copy of *Dr Titzer's Guide to Early Learning*, which has tips on how to use the products in your kit, word game suggestions, and viewing schedules. You can also find more information about our maths, music, and logic series, as well as Your Baby Can Learn! in English, Chinese, Dutch, French, German, Japanese, Portuguese, Spanish, and Vietnamese.

## After 6 months of using Your Baby Can Learn!

After finishing Volume 4 of the Your Baby Can Learn! series, you may wish to add the next steps by purchasing the Your Baby Can Learn! Upgrade Kit.

The Upgrade Kit includes all components needed to turn your 4-Level Kit into a Deluxe Kit. Contents include the Volume 5 DVD, Volume 5 Lift-the-Flap Book, Volume 5 Sliding Word Cards, all 5 volumes of Your Baby Can Learn! Teaching Cards, and the 5 Your Child Can Read! videos. Volume 5 has the words in a phonetic order to make it easier for your child to figure out phonetic patterns. Your Child Can Read! is the follow-up series for developing more advanced reading skills.



**Language Card Set**

If you don't yet have the Language Card Set, you may also be interested in using these word cards and books to help your child's language skills. The Language Card Set includes Shape Bias Language Cards (177 double-sided cards with words, pictures, and descriptive sentences that are designed to help children learn the shape bias), Lift-the-Flap Language Cards (40 cards designed to focus on important language development areas for your child), and Mini Sliding Board Books (small books with tabs that may be pulled to see an image that matches the word and sentence).

Get 20% off your order of the *Your Baby Can Learn! Upgrade Kit* and/or *Language Card Set*! Enter the code **4LEVEL** at checkout on our website [YourBabyCanLearn.com](http://YourBabyCanLearn.com) to redeem this offer.



**Your Baby Can Learn! Upgrade Kit**

If you do not wish to get Volume 5 and the Your Child Can Read! series, then instead continue to allow your child to watch one or two Your Baby Can Learn! videos a day in a somewhat random order. Play with words using the Sliding Word Cards, Lift-the-Flap Books, Milestone Cards, and Shape Bias Language Cards and Lift-the-Flap Language Cards if you have them, as well as whiteboards, chalkboards, paper, and other materials. Please check our customer website [InfantLearning.com](http://InfantLearning.com) for more tips.

## Your Baby Can Learn! Languages

### American English




### British English



### Chinese




### Dutch



### French




### German




### Japanese



### Portuguese



### Spanish



### Vietnamese



## More Information

Please visit [InfantLearning.com](http://InfantLearning.com) for word game suggestions, viewing schedules, and other tips on how to use YBCL!  
Please visit [TheScienceOfEarlyLearning.com](http://TheScienceOfEarlyLearning.com) for information about the shape bias, Early Literacy Milestones, and more.  
Please visit [YourBabyCanLearn.com](http://YourBabyCanLearn.com) to see our learning products or [Digital.YourBabyCanLearn.com](http://Digital.YourBabyCanLearn.com) for digital products.  
Please check to see if our **Your Baby Can Learn! App** is available.