

Your 4-Level Kit includes the first 4 volumes of Your Baby Can Learn! The fifth volume of YBCL is shown in the viewing schedule below for your reference. The Language Cards shown below are an add-on option and may not be included in your kit.

Getting Started Is as **EASY** as **ABC**!

Date my child started YBCL: __/__/__

- A** **Allow** your baby to see and hear words frequently using our fun, multisensory, science-based approach. Point to the words in the books and on the word cards as you say them, then show or tell the meanings of the words. Go to TheScienceOfEarlyLearning.com to learn important information about the science behind Your Baby Can Learn!
- B** **Be** careful about showing entertainment-based videos to your child. Research on babies watching television clearly shows that the content matters. Please reduce or eliminate entertainment-based videos during your child's early years of life. Your Baby Can Learn! has more than 10,000 spoken words in the sentences of its five videos and is designed to teach language skills.
- C** **Children** progress at different rates based on numerous factors, so use the following schedule as a general guide. In most cases, do not go at a slower pace than the recommended schedule. However, if your child consistently recognizes most of the words ahead of the schedule, then you may go at a faster pace.

Please note that the months listed below refer to the months of using the Your Baby Can Learn! series—not your child's age.

Months

Suggestions


Products to Use



1
1st half of the first month of using YBCL



Begin with YBCL **Volume 1 Classic** regardless of your child's age. Allow your child to watch about twice a day for about a week. Then alternate with YBCL **Volume 1 Newer**, watching **Volume 1** about twice a day for the next week.

1
2nd half of the first month of using YBCL

About two weeks after starting YBCL, introduce YBCL **Volume 1 Sentences**. Alternate **Volume 1 Classic**, **Volume 1 Newer**, and **Volume 1 Sentences** for the next two weeks. Watch YBCL about twice a day and look at the viewing schedule on the **Volume 1 DVD**.




DVD Sliding Word Cards Milestone Cards Lift-the-Flap Book Language Cards



2
2nd month of using YBCL



Focus on YBCL **Volume 2 Classic**. Allow your child to watch twice a day for one month. Some older children may be able to go at a faster pace. Review YBCL **Volume 1 Classic**, **Newer**, and **Sentences** once or twice a week during this month.

3
3rd month of using YBCL

After watching **Volume 2 Classic** for a month, introduce YBCL **Volume 2 Newer**. Alternate between **Volume 2 Classic** and **Volume 2 Newer** for one month, watching **Volume 2** about twice a day. Review YBCL **Volume 1** videos about twice a week.




DVD Sliding Word Cards Milestone Cards Lift-the-Flap Book Language Cards



4
4th month of using YBCL



Focus on YBCL **Volume 3 Classic**. Allow your child to watch twice a day for one month. Review each of the five previously viewed videos (all versions of **Volume 1** and **Volume 2**) about once a week during this month.

5
5th month of using YBCL

After watching **Volume 3 Classic** for a month, introduce YBCL **Volume 3 Newer**. Alternate between **Volume 3 Classic** and **Volume 3 Newer** for one month, watching **Volume 3** about twice a day. Continue to review the earlier videos.




DVD Sliding Word Cards Milestone Cards Lift-the-Flap Book Language Cards



6
1st half of the 6th month of using YBCL



Focus on YBCL **Volume 4 Classic**. Allow your child to watch about twice a day for about two weeks. Review the seven previously viewed videos (all versions of **Volume 1**, **Volume 2**, and **Volume 3**) once each during these two weeks.

6
2nd half of the 6th month of using YBCL

After watching **Volume 4 Classic** for 2 weeks, introduce YBCL **Volume 4 Newer**. Alternate between **Volume 4 Classic** and **Volume 4 Newer** for the next two weeks, watching **Volume 4** about twice a day. Review previously viewed videos about twice a month.




DVD Sliding Word Cards Milestone Cards Lift-the-Flap Book Language Cards



7
1st half of the 7th month of using YBCL


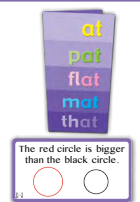
Focus on YBCL **Volume 5 Classic**. Allow your child to watch about once or twice a day. Review the 9 previously viewed videos once or twice a month.

7
2nd half of the 7th month of using YBCL

After watching **Volume 5 Classic** for 2 weeks, introduce YBCL **Volume 5 Newer**. Alternate between **Classic** and **Newer** for the next two weeks, watching **Volume 5** about once or twice a day. Review previously viewed videos once or twice during these two weeks. After this, flip this paper to see if your child is ready to start Your Child Can Read!



DVD Sliding Word Cards Milestone Cards Lift-the-Flap Book Language Cards

To see daily viewing schedules, look on your YBCL DVDs or in *Dr. Titzer's Guide to Early Learning*. Access this digital book at InfantLearning.com/Guide.



After 6 months of using Your Baby Can Learn!



Language Card Set

Your Baby Can Learn! Languages

More Information

Please visit InfantLearning.com for word game suggestions, viewing schedules, and other tips on how to use YBCL!
Please visit TheScienceOfEarlyLearning.com for information about the shape bias, Early Literacy Milestones, and more.
Please visit YourBabyCanLearn.com to see our learning products or Digital.YourBabyCanLearn.com for digital products.
Please check to see if our **Your Baby Can Learn! App** is available.