


Viewing Schedule for 4 Languages with American English

























































Month 1

The following schedules illustrate two viewings of Your Baby Can Learn! per day. This schedule is based on focusing on English and also exposing the child to three other languages. While we use an S for Spanish, an F for French, and a C for Chinese in this example, you may substitute any of our languages. Some parents may want to print this schedule for reference and cross off days as they occur.

Classic, Newer, and Sentences (Sent.) are all in English. Remember, your American English Special Edition Volume 1 DVD contains three versions of the video: Classic, Newer, and Sentences (previously called Update). Volume 2–5 DVDs include Classic and Newer. Vietnamese Special Edition DVDs include Classic and Newer versions. All other languages include only the Newer version of each volume.

Key: 

Volume 1

| | Day 1 | Day 2 | Day 3 | Day 4 | Day 5 | Day 6 | Day 7 |
|--------|---|---|--|---|---|---|---|
| Week 1 |  Classic |  S |  Newer |  Classic |  Newer |  C |  S |
| |  Newer |  F |  C |  S |  F |  Newer |  F |
| Week 2 |  Newer |  Classic |  Newer |  C |  S |  Newer |  C |
| |  C |  S |  F |  Newer |  Classic |  F |  Newer |
| Week 3 |  S |  F |  Newer |  Sent. |  C |  S |  F |
| |  Sent. |  C |  S |  F |  Sent. |  Newer |  Classic |
| Week 4 |  Newer |  Sent. |  F |  Sent. |  S |  Classic |  C |
| |  C |  S |  Newer |  C |  Newer |  F |  Sent. |

Viewing Schedule for 4 Languages with American English

Month 2

This schedule is based on focusing on English and also exposing the child to three other languages. While we use an S for Spanish, an F for French, and a C for Chinese in this example, you may substitute any of our languages. Some parents may want to print this schedule for reference and cross off days as they occur.

Key:

Volume 1

Volume 2

| | Day 1 | Day 2 | Day 3 | Day 4 | Day 5 | Day 6 | Day 7 |
|--------|--------------------|------------------|--------------------|--------------------|--------------------|------------------|------------------|
| Week 1 | <div>Classic</div> | <div>S</div> | <div>C</div> | <div>S</div> | <div>F</div> | <div>Newer</div> | <div>F</div> |
| | <div>Newer</div> | <div>F</div> | <div>Newer</div> | <div>C</div> | <div>Classic</div> | <div>S</div> | <div>C</div> |
| Week 2 | <div>Newer</div> | <div>S</div> | <div>F</div> | <div>Sent.</div> | <div>Newer</div> | <div>F</div> | <div>Newer</div> |
| | <div>Classic</div> | <div>Newer</div> | <div>C</div> | <div>Classic</div> | <div>S</div> | <div>C</div> | <div>S</div> |
| Week 3 | <div>Classic</div> | <div>Newer</div> | <div>F</div> | <div>S</div> | <div>C</div> | <div>Newer</div> | <div>S</div> |
| | <div>Sent.</div> | <div>C</div> | <div>Newer</div> | <div>F</div> | <div>Classic</div> | <div>F</div> | <div>C</div> |
| Week 4 | <div>Sent.</div> | <div>C</div> | <div>F</div> | <div>Newer</div> | <div>F</div> | <div>Sent.</div> | <div>F</div> |
| | <div>Newer</div> | <div>S</div> | <div>Classic</div> | <div>S</div> | <div>C</div> | <div>Newer</div> | <div>S</div> |

Viewing Schedule for 4 Languages with American English

Month 3

This schedule is based on focusing on English and also exposing the child to three other languages. While we use an S for Spanish, an F for French, and a C for Chinese in this example, you may substitute any of our languages. Some parents may want to print this schedule for reference and cross off days as they occur.

Key:

Volume 1

Volume 2

| | Day 1 | Day 2 | Day 3 | Day 4 | Day 5 | Day 6 | Day 7 |
|--------|--------------------|------------------|--------------------|--------------------|--------------------|------------------|------------------|
| Week 1 | <div>C</div> | <div>C</div> | <div>S</div> | <div>S</div> | <div>F</div> | <div>Newer</div> | <div>F</div> |
| | <div>Newer</div> | <div>F</div> | <div>Newer</div> | <div>C</div> | <div>Classic</div> | <div>S</div> | <div>C</div> |
| Week 2 | <div>Newer</div> | <div>S</div> | <div>C</div> | <div>Sent.</div> | <div>Newer</div> | <div>F</div> | <div>Newer</div> |
| | <div>Classic</div> | <div>Newer</div> | <div>F</div> | <div>Classic</div> | <div>C</div> | <div>S</div> | <div>C</div> |
| Week 3 | <div>Classic</div> | <div>Newer</div> | <div>F</div> | <div>S</div> | <div>C</div> | <div>Newer</div> | <div>F</div> |
| | <div>Sent.</div> | <div>S</div> | <div>Newer</div> | <div>F</div> | <div>Classic</div> | <div>S</div> | <div>C</div> |
| Week 4 | <div>Sent.</div> | <div>C</div> | <div>F</div> | <div>Newer</div> | <div>F</div> | <div>Sent.</div> | <div>F</div> |
| | <div>Newer</div> | <div>S</div> | <div>Classic</div> | <div>S</div> | <div>C</div> | <div>Newer</div> | <div>S</div> |

Viewing Schedule for 4 Languages with American English

Month 4

This schedule is based on focusing on English and also exposing the child to three other languages. While we use an S for Spanish, an F for French, and a C for Chinese in this example, you may substitute any of our languages. Some parents may want to print this schedule for reference and cross off days as they occur.

Key:

Volume 1

Volume 2

Volume 3

| | Day 1 | Day 2 | Day 3 | Day 4 | Day 5 | Day 6 | Day 7 |
|--------|--------------------|--------------------|------------------|--------------------|------------------|--------------------|--------------------|
| Week 1 | <div>Classic</div> | <div>S</div> | <div>Newer</div> | <div>S</div> | <div>Newer</div> | <div>S</div> | <div>Sent.</div> |
| | <div>Newer</div> | <div>F</div> | <div>C</div> | <div>F</div> | <div>C</div> | <div>F</div> | <div>C</div> |
| Week 2 | <div>S</div> | <div>Classic</div> | <div>F</div> | <div>C</div> | <div>S</div> | <div>C</div> | <div>F</div> |
| | <div>F</div> | <div>Newer</div> | <div>S</div> | <div>Newer</div> | <div>F</div> | <div>Newer</div> | <div>C</div> |
| Week 3 | <div>S</div> | <div>Newer</div> | <div>F</div> | <div>Classic</div> | <div>S</div> | <div>C</div> | <div>Classic</div> |
| | <div>Sent.</div> | <div>C</div> | <div>S</div> | <div>Newer</div> | <div>F</div> | <div>Classic</div> | <div>Newer</div> |
| Week 4 | <div>F</div> | <div>C</div> | <div>Newer</div> | <div>S</div> | <div>Newer</div> | <div>C</div> | <div>Sent.</div> |
| | <div>S</div> | <div>Classic</div> | <div>C</div> | <div>F</div> | <div>S</div> | <div>F</div> | <div>Newer</div> |

Viewing Schedule for 4 Languages with American English

Month 5

This schedule is based on focusing on English and also exposing the child to three other languages. While we use an S for Spanish, an F for French, and a C for Chinese in this example, you may substitute any of our languages. Some parents may want to print this schedule for reference and cross off days as they occur.

Key:

Volume 1

Volume 2

Volume 3

| | Day 1 | Day 2 | Day 3 | Day 4 | Day 5 | Day 6 | Day 7 |
|--------|------------------|------------------|--------------------|--------------------|--------------------|------------------|--------------------|
| Week 1 | <div>F</div> | <div>C</div> | <div>Newer</div> | <div>S</div> | <div>C</div> | <div>S</div> | <div>Sent.</div> |
| | <div>S</div> | <div>C</div> | <div>F</div> | <div>Classic</div> | <div>Newer</div> | <div>F</div> | <div>Classic</div> |
| Week 2 | <div>Newer</div> | <div>S</div> | <div>Classic</div> | <div>C</div> | <div>S</div> | <div>F</div> | <div>S</div> |
| | <div>C</div> | <div>F</div> | <div>Newer</div> | <div>F</div> | <div>Newer</div> | <div>C</div> | <div>Newer</div> |
| Week 3 | <div>S</div> | <div>C</div> | <div>Classic</div> | <div>Newer</div> | <div>C</div> | <div>F</div> | <div>C</div> |
| | <div>F</div> | <div>Sent.</div> | <div>F</div> | <div>S</div> | <div>Classic</div> | <div>Newer</div> | <div>S</div> |
| Week 4 | <div>Newer</div> | <div>S</div> | <div>Classic</div> | <div>S</div> | <div>Newer</div> | <div>S</div> | <div>F</div> |
| | <div>F</div> | <div>C</div> | <div>Classic</div> | <div>F</div> | <div>C</div> | <div>C</div> | <div>Sent.</div> |

Viewing Schedule for 4 Languages with American English

Month 6

This schedule is based on focusing on English and also exposing the child to three other languages. While we use an S for Spanish, an F for French, and a C for Chinese in this example, you may substitute any of our languages. Some parents may want to print this schedule for reference and cross off days as they occur.

Key:

Volume 1

Volume 2

Volume 3

Volume 4

| | Day 1 | Day 2 | Day 3 | Day 4 | Day 5 | Day 6 | Day 7 |
|--------|--------------------|------------------|--------------------|------------------|--------------------|------------------|--------------------|
| Week 1 | <div>Classic</div> | <div>S</div> | <div>C</div> | <div>S</div> | <div>C</div> | <div>F</div> | <div>S</div> |
| | <div>Newer</div> | <div>F</div> | <div>F</div> | <div>Newer</div> | <div>Newer</div> | <div>C</div> | <div>Sent.</div> |
| Week 2 | <div>S</div> | <div>F</div> | <div>Classic</div> | <div>F</div> | <div>C</div> | <div>F</div> | <div>Newer</div> |
| | <div>Newer</div> | <div>C</div> | <div>S</div> | <div>Newer</div> | <div>S</div> | <div>C</div> | <div>Classic</div> |
| Week 3 | <div>Sent.</div> | <div>C</div> | <div>Newer</div> | <div>S</div> | <div>C</div> | <div>F</div> | <div>Newer</div> |
| | <div>S</div> | <div>F</div> | <div>C</div> | <div>F</div> | <div>Classic</div> | <div>S</div> | <div>C</div> |
| Week 4 | <div>S</div> | <div>S</div> | <div>F</div> | <div>Newer</div> | <div>C</div> | <div>Sent.</div> | <div>C</div> |
| | <div>F</div> | <div>Newer</div> | <div>C</div> | <div>F</div> | <div>S</div> | <div>F</div> | <div>Newer</div> |

Viewing Schedule for 4 Languages with American English

Month 7

This schedule is based on focusing on English and also exposing the child to three other languages. While we use an S for Spanish, an F for French, and a C for Chinese in this example, you may substitute any of our languages. Some parents may want to print this schedule for reference and cross off days as they occur.

Key:

Volume 1

Volume 2

Volume 3

Volume 4

Volume 5


| | Day 1 | Day 2 | Day 3 | Day 4 | Day 5 | Day 6 | Day 7 |
|--------|--------------------|------------------|--------------|--------------------|--------------------|--------------------|--------------------|
| Week 1 | <div>S</div> | <div>Newer</div> | <div>C</div> | <div>Newer</div> | <div>F</div> | <div>Sent.</div> | <div>Classic</div> |
| | <div>Classic</div> | <div>F</div> | <div>S</div> | <div>C</div> | <div>S</div> | <div>Classic</div> | <div>Classic</div> |
| Week 2 | <div>Newer</div> | <div>F</div> | <div>C</div> | <div>S</div> | <div>Newer</div> | <div>C</div> | <div>Newer</div> |
| | <div>C</div> | <div>S</div> | <div>F</div> | <div>Classic</div> | <div>F</div> | <div>S</div> | <div>F</div> |
| Week 3 | <div>S</div> | <div>S</div> | <div>C</div> | <div>Classic</div> | <div>Classic</div> | <div>S</div> | <div>F</div> |
| | <div>C</div> | <div>Newer</div> | <div>F</div> | <div>Sent.</div> | <div>Newer</div> | <div>C</div> | <div>Newer</div> |
| Week 4 | <div>C</div> | <div>F</div> | <div>S</div> | <div>C</div> | <div>F</div> | <div>C</div> | <div>Classic</div> |
| | <div>S</div> | <div>Newer</div> | <div>F</div> | <div>Newer</div> | <div>S</div> | <div>Classic</div> | <div>Newer</div> |


Viewing Schedule for 4 Languages with American English


After Month 7


This schedule is based on focusing on English and also exposing the child to three other languages. While we use an S for Spanish, an F for French, and a C for Chinese in this example, you may substitute any of our languages. Some parents may want to print this schedule for reference and cross off days as they occur.


Key:





















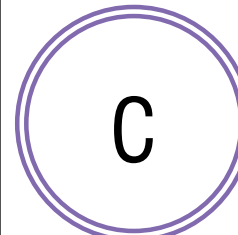

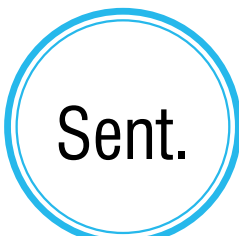









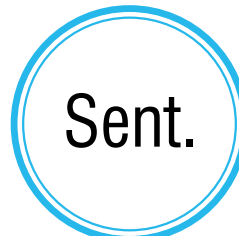























Volume 1

Volume 2

Volume 3

Volume 4

Volume 5

| | Day 1 | Day 2 | Day 3 | Day 4 | Day 5 | Day 6 | Day 7 |
|--------|---|---|--|---|---|---|---|
| Week 1 |  Classic |  F |  C |  S |  F |  C |  F |
| |  Newer |  S |  Newer |  C |  Newer |  S |  F |
| Week 2 |  S |  Classic |  Newer |  C |  Newer |  S |  C |
| |  C |  Sent. |  F |  S |  F |  C |  Newer |
| Week 3 |  F |  S |  F |  Classic |  Sent. |  C |  S |
| |  S |  C |  Newer |  Classic |  Newer |  F |  S |
| Week 4 |  Newer |  C |  Newer |  Classic |  F |  S |  Sent. |
| |  F |  C |  S |  F |  Newer |  C |  Classic |