


























































Viewing Schedule for 2 Languages (with British English)

Month 1

The following DVD viewing schedules form a general template for exposing your child to two languages while focusing on English. While these examples use an E for English and an S for Spanish, feel free to substitute other languages and adjust based on your child’s needs. The following schedules illustrate two viewings of Your Baby Can Learn! per day. Some parents may want to print this schedule for reference and cross off days as they occur.

Key: 

Volume 1

	Day 1	Day 2	Day 3	Day 4	Day 5	Day 6	Day 7
Week 1							
							
Week 2							
							
Week 3							
							
Week 4							
							

Viewing Schedule for 2 Languages (with British English)

Month 2

This schedule is based on focusing on English and also exposing the child to a second language. While we use an E for English and an S for Spanish in this example, you may substitute any other languages.

Key:

Volume 1

Volume 2

	Day 1	Day 2	Day 3	Day 4	Day 5	Day 6	Day 7
Week 1	<div>E</div>	<div>S</div>	<div>E</div>	<div>E</div>	<div>E</div>	<div>S</div>	<div>E</div>
	<div>S</div>	<div>E</div>	<div>S</div>	<div>S</div>	<div>S</div>	<div>E</div>	<div>S</div>
Week 2	<div>E</div>	<div>E</div>	<div>S</div>	<div>S</div>	<div>E</div>	<div>E</div>	<div>S</div>
	<div>S</div>	<div>S</div>	<div>E</div>	<div>S</div>	<div>S</div>	<div>E</div>	<div>E</div>
Week 3	<div>S</div>	<div>S</div>	<div>E</div>	<div>E</div>	<div>S</div>	<div>S</div>	<div>E</div>
	<div>E</div>	<div>E</div>	<div>S</div>	<div>S</div>	<div>E</div>	<div>E</div>	<div>S</div>
Week 4	<div>E</div>	<div>S</div>	<div>E</div>	<div>E</div>	<div>S</div>	<div>E</div>	<div>S</div>
	<div>E</div>	<div>E</div>	<div>S</div>	<div>S</div>	<div>E</div>	<div>S</div>	<div>E</div>

Viewing Schedule for 2 Languages (with British English)

Month 3

This schedule is based on focusing on English and also exposing the child to a second language. While we use an E for English and an S for Spanish in this example, you may substitute any other languages.

Key:

Volume 1

Volume 2

	Day 1	Day 2	Day 3	Day 4	Day 5	Day 6	Day 7
Week 1	<div>S</div>	<div>E</div>	<div>E</div>	<div>S</div>	<div>E</div>	<div>E</div>	<div>E</div>
	<div>E</div>	<div>S</div>	<div>S</div>	<div>E</div>	<div>S</div>	<div>S</div>	<div>S</div>
Week 2	<div>S</div>	<div>S</div>	<div>E</div>	<div>E</div>	<div>S</div>	<div>S</div>	<div>E</div>
	<div>E</div>	<div>E</div>	<div>S</div>	<div>S</div>	<div>E</div>	<div>E</div>	<div>S</div>
Week 3	<div>S</div>	<div>E</div>	<div>S</div>	<div>S</div>	<div>E</div>	<div>E</div>	<div>S</div>
	<div>E</div>	<div>S</div>	<div>E</div>	<div>E</div>	<div>S</div>	<div>S</div>	<div>E</div>
Week 4	<div>E</div>	<div>S</div>	<div>E</div>	<div>S</div>	<div>E</div>	<div>E</div>	<div>S</div>
	<div>S</div>	<div>E</div>	<div>S</div>	<div>E</div>	<div>S</div>	<div>S</div>	<div>E</div>

Viewing Schedule for 2 Languages (with British English)

Month 4

This schedule is based on focusing on English and also exposing the child to a second language. While we use an E for English and an S for Spanish in this example, you may substitute any other languages.

Key:

Volume 1

Volume 2

Volume 3

	Day 1	Day 2	Day 3	Day 4	Day 5	Day 6	Day 7
Week 1	<div>E</div>	<div>S</div>	<div>E</div>	<div>E</div>	<div>S</div>	<div>S</div>	<div>E</div>
	<div>S</div>	<div>E</div>	<div>S</div>	<div>S</div>	<div>E</div>	<div>E</div>	<div>S</div>
Week 2	<div>E</div>	<div>E</div>	<div>S</div>	<div>S</div>	<div>S</div>	<div>E</div>	<div>E</div>
	<div>S</div>	<div>E</div>	<div>E</div>	<div>E</div>	<div>S</div>	<div>S</div>	<div>S</div>
Week 3	<div>S</div>	<div>S</div>	<div>E</div>	<div>S</div>	<div>E</div>	<div>S</div>	<div>S</div>
	<div>E</div>	<div>E</div>	<div>S</div>	<div>E</div>	<div>S</div>	<div>E</div>	<div>E</div>
Week 4	<div>E</div>	<div>S</div>	<div>E</div>	<div>E</div>	<div>E</div>	<div>S</div>	<div>E</div>
	<div>S</div>	<div>E</div>	<div>S</div>	<div>S</div>	<div>S</div>	<div>E</div>	<div>S</div>

Viewing Schedule for 2 Languages (with British English)

Month 5

This schedule is based on focusing on English and also exposing the child to a second language. While we use an E for English and an S for Spanish in this example, you may substitute any other languages.

Key:

Volume 1

Volume 2

Volume 3


	Day 1	Day 2	Day 3	Day 4	Day 5	Day 6	Day 7
Week 1	<div>S</div>	<div>S</div>	<div>E</div>	<div>E</div>	<div>S</div>	<div>E</div>	<div>E</div>
	<div>E</div>	<div>E</div>	<div>S</div>	<div>S</div>	<div>E</div>	<div>S</div>	<div>S</div>
Week 2	<div>S</div>	<div>E</div>	<div>E</div>	<div>E</div>	<div>E</div>	<div>S</div>	<div>S</div>
	<div>S</div>	<div>S</div>	<div>S</div>	<div>S</div>	<div>E</div>	<div>E</div>	<div>E</div>
Week 3	<div>E</div>	<div>S</div>	<div>S</div>	<div>S</div>	<div>S</div>	<div>E</div>	<div>E</div>
	<div>S</div>	<div>E</div>	<div>E</div>	<div>E</div>	<div>E</div>	<div>S</div>	<div>S</div>
Week 4	<div>E</div>	<div>S</div>	<div>E</div>	<div>E</div>	<div>E</div>	<div>S</div>	<div>E</div>
	<div>S</div>	<div>E</div>	<div>S</div>	<div>S</div>	<div>S</div>	<div>E</div>	<div>S</div>


Viewing Schedule for 2 Languages (with British English)


Month 6


This schedule is based on focusing on English and also exposing the child to a second language. While we use an E for English and an S for Spanish in this example, you may substitute any other languages.

























































Key:

Volume 1

Volume 2

Volume 3

Volume 4


	Day 1	Day 2	Day 3	Day 4	Day 5	Day 6	Day 7
Week 1	 E	 S	 E	 S	 E	 E	 S
	 S	 S	 E	 E	 S	 S	 E
Week 2	 E	 E	 E	 S	 S	 E	 S
	 S	 S	 S	 E	 E	 S	 E
Week 3	 S	 S	 E	 E	 E	 E	 S
	 E	 E	 E	 S	 S	 S	 E
Week 4	 S	 E	 E	 S	 E	 S	 S
	 E	 S	 E	 E	 S	 E	 E


Viewing Schedule for 2 Languages (with British English)


Month 7


This schedule is based on focusing on English and also exposing the child to a second language. While we use an E for English and an S for Spanish in this example, you may substitute any other languages.


Key:

























































Volume 1

Volume 2

Volume 3

Volume 4

Volume 5


	Day 1	Day 2	Day 3	Day 4	Day 5	Day 6	Day 7
Week 1							
							
Week 2							
							
Week 3							
							
Week 4							
							


Viewing Schedule for 2 Languages (with British English)


After Month 7


Continue to view all videos using the following schedule as a guide. Please adjust this schedule based on your child’s progress, your child’s interest levels, and your goals.


Key:











































Volume 1

Volume 2

Volume 3

Volume 4

Volume 5

	Day 1	Day 2	Day 3	Day 4	Day 5	Day 6	Day 7
Week 1							
							
Week 2							
							
Week 3							
							
Week 4	