


# Viewing Schedule for 3 Languages with American English

























































## Month 1

The following schedules illustrate two viewings of Your Baby Can Learn! per day. This schedule is based on focusing on English and also exposing the child to two other languages. While we use an F for French and a J for Japanese for this example, you may substitute any other languages. Some parents may want to print this schedule for reference and cross off days as they occur.

Remember, your American English Special Edition Volume 1 DVD contains three versions of the video: Classic, Newer, and Sentences (previously called Update). Volume 2–5 DVDs include Classic and Newer. Vietnamese Special Edition DVDs include Classic and Newer versions. All other languages include only the Newer version of each volume.

Key: 

Volume 1

	Day 1	Day 2	Day 3	Day 4	Day 5	Day 6	Day 7
Week 1	 Classic	 F	 Newer	 Newer	 J	 Classic	 F
	 Newer	 J	 Classic	 F	 Newer	 Newer	 J
Week 2	 Classic	 F	 Newer	 Newer	 J	 Classic	 F
	 Newer	 J	 Classic	 F	 Newer	 Newer	 J
Week 3	 Classic	 F	 Classic	 Sent.	 J	 Classic	 F
	 Sent.	 J	 Newer	 F	 Sent.	 Newer	 J
Week 4	 Newer	 F	 Newer	 Sent.	 J	 Classic	 F
	 Sent.	 J	 Classic	 F	 Newer	 Sent.	 J

# Viewing Schedule for 3 Languages with American English

## Month 2

This schedule is based on focusing on English and also exposing the child to two other languages. While we use an F for French and a J for Japanese for this example, you may substitute any other languages.

Key:

Volume 1

Volume 2

	Day 1	Day 2	Day 3	Day 4	Day 5	Day 6	Day 7
Week 1	<div>Classic</div>	<div>F</div>	<div>Newer</div>	<div>F</div>	<div>Newer</div>	<div>Classic</div>	<div>J</div>
	<div>Newer</div>	<div>J</div>	<div>Newer</div>	<div>J</div>	<div>Classic</div>	<div>F</div>	<div>Newer</div>
Week 2	<div>Classic</div>	<div>F</div>	<div>Newer</div>	<div>Newer</div>	<div>J</div>	<div>Newer</div>	<div>J</div>
	<div>Newer</div>	<div>J</div>	<div>Classic</div>	<div>F</div>	<div>Newer</div>	<div>F</div>	<div>Newer</div>
Week 3	<div>Newer</div>	<div>F</div>	<div>Classic</div>	<div>Sent.</div>	<div>J</div>	<div>Classic</div>	<div>F</div>
	<div>Sent.</div>	<div>J</div>	<div>Newer</div>	<div>F</div>	<div>Newer</div>	<div>Newer</div>	<div>J</div>
Week 4	<div>Newer</div>	<div>F</div>	<div>Newer</div>	<div>Sent.</div>	<div>J</div>	<div>Classic</div>	<div>F</div>
	<div>Sent.</div>	<div>J</div>	<div>Classic</div>	<div>F</div>	<div>Newer</div>	<div>Newer</div>	<div>J</div>

# Viewing Schedule for 3 Languages with American English

## Month 3

This schedule is based on focusing on English and also exposing the child to two other languages. While we use an F for French and a J for Japanese for this example, you may substitute any other languages.

Key:

Volume 1

Volume 2

	Day 1	Day 2	Day 3	Day 4	Day 5	Day 6	Day 7
Week 1	<div>Classic</div>	<div>F</div>	<div>Newer</div>	<div>F</div>	<div>Newer</div>	<div>Classic</div>	<div>J</div>
	<div>Newer</div>	<div>J</div>	<div>Newer</div>	<div>J</div>	<div>Classic</div>	<div>F</div>	<div>Newer</div>
Week 2	<div>Classic</div>	<div>F</div>	<div>Newer</div>	<div>Newer</div>	<div>J</div>	<div>Newer</div>	<div>J</div>
	<div>Newer</div>	<div>J</div>	<div>Classic</div>	<div>F</div>	<div>Newer</div>	<div>F</div>	<div>Newer</div>
Week 3	<div>Newer</div>	<div>F</div>	<div>Classic</div>	<div>Sent.</div>	<div>J</div>	<div>Classic</div>	<div>F</div>
	<div>Sent.</div>	<div>J</div>	<div>Newer</div>	<div>F</div>	<div>Newer</div>	<div>Newer</div>	<div>J</div>
Week 4	<div>Newer</div>	<div>F</div>	<div>Newer</div>	<div>Sent.</div>	<div>J</div>	<div>Classic</div>	<div>F</div>
	<div>Sent.</div>	<div>J</div>	<div>Classic</div>	<div>F</div>	<div>Newer</div>	<div>Newer</div>	<div>J</div>



# Viewing Schedule for 3 Languages with American English

## Month 4

This schedule is based on focusing on English and also exposing the child to two other languages. While we use an F for French and a J for Japanese for this example, you may substitute any other languages.

Key:

Volume 1

Volume 2

Volume 3

	Day 1	Day 2	Day 3	Day 4	Day 5	Day 6	Day 7
Week 1	<div>Classic</div>	<div>F</div>	<div>Newer</div>	<div>J</div>	<div>Newer</div>	<div>J</div>	<div>Newer</div>
	<div>Newer</div>	<div>J</div>	<div>F</div>	<div>Newer</div>	<div>Classic</div>	<div>Newer</div>	<div>Newer</div>
Week 2	<div>J</div>	<div>Newer</div>	<div>J</div>	<div>Classic</div>	<div>Newer</div>	<div>J</div>	<div>Newer</div>
	<div>Newer</div>	<div>F</div>	<div>Sent.</div>	<div>Classic</div>	<div>F</div>	<div>Newer</div>	<div>F</div>
Week 3	<div>J</div>	<div>Classic</div>	<div>F</div>	<div>Newer</div>	<div>J</div>	<div>Classic</div>	<div>F</div>
	<div>Newer</div>	<div>Newer</div>	<div>J</div>	<div>F</div>	<div>Newer</div>	<div>Newer</div>	<div>J</div>
Week 4	<div>Sent.</div>	<div>F</div>	<div>Newer</div>	<div>Newer</div>	<div>J</div>	<div>F</div>	<div>Newer</div>
	<div>Newer</div>	<div>J</div>	<div>Classic</div>	<div>F</div>	<div>Newer</div>	<div>J</div>	<div>Classic</div>

# Viewing Schedule for 3 Languages with American English

## Month 5

This schedule is based on focusing on English and also exposing the child to two other languages. While we use an F for French and a J for Japanese for this example, you may substitute any other languages.

Key:

Volume 1

Volume 2

Volume 3

	Day 1	Day 2	Day 3	Day 4	Day 5	Day 6	Day 7
Week 1	<div>Classic</div>	<div>F</div>	<div>Newer</div>	<div>J</div>	<div>Newer</div>	<div>J</div>	<div>Newer</div>
	<div>Newer</div>	<div>J</div>	<div>F</div>	<div>Newer</div>	<div>Classic</div>	<div>Newer</div>	<div>Newer</div>
Week 2	<div>J</div>	<div>Newer</div>	<div>J</div>	<div>Classic</div>	<div>Newer</div>	<div>J</div>	<div>Newer</div>
	<div>Newer</div>	<div>F</div>	<div>Sent.</div>	<div>Classic</div>	<div>F</div>	<div>Newer</div>	<div>F</div>
Week 3	<div>J</div>	<div>Classic</div>	<div>F</div>	<div>Newer</div>	<div>J</div>	<div>Classic</div>	<div>F</div>
	<div>Newer</div>	<div>Newer</div>	<div>J</div>	<div>F</div>	<div>Newer</div>	<div>Newer</div>	<div>J</div>
Week 4	<div>Sent.</div>	<div>F</div>	<div>Newer</div>	<div>Newer</div>	<div>J</div>	<div>F</div>	<div>Newer</div>
	<div>Newer</div>	<div>J</div>	<div>Classic</div>	<div>F</div>	<div>Newer</div>	<div>J</div>	<div>Classic</div>



# Viewing Schedule for 3 Languages with American English

## Month 6

This schedule is based on focusing on English and also exposing the child to two other languages. While we use an F for French and a J for Japanese for this example, you may substitute any other languages.

Key:

Volume 1

Volume 2

Volume 3

Volume 4

	Day 1	Day 2	Day 3	Day 4	Day 5	Day 6	Day 7
Week 1	<div>Classic</div>	<div>F</div>	<div>Newer</div>	<div>J</div>	<div>F</div>	<div>J</div>	<div>Classic</div>
	<div>Newer</div>	<div>J</div>	<div>F</div>	<div>Newer</div>	<div>J</div>	<div>Classic</div>	<div>Newer</div>
Week 2	<div>J</div>	<div>Newer</div>	<div>F</div>	<div>Newer</div>	<div>J</div>	<div>Classic</div>	<div>F</div>
	<div>F</div>	<div>Newer</div>	<div>J</div>	<div>F</div>	<div>Newer</div>	<div>Newer</div>	<div>J</div>
Week 3	<div>Newer</div>	<div>J</div>	<div>F</div>	<div>Newer</div>	<div>Newer</div>	<div>J</div>	<div>F</div>
	<div>F</div>	<div>Newer</div>	<div>J</div>	<div>Classic</div>	<div>F</div>	<div>Newer</div>	<div>J</div>
Week 4	<div>Newer</div>	<div>J</div>	<div>F</div>	<div>Newer</div>	<div>J</div>	<div>Sent.</div>	<div>J</div>
	<div>F</div>	<div>Newer</div>	<div>J</div>	<div>F</div>	<div>Classic</div>	<div>F</div>	<div>Newer</div>

# Viewing Schedule for 3 Languages with American English

## Month 7

This schedule is based on focusing on English and also exposing the child to two other languages. While we use an F for French and a J for Japanese for this example, you may substitute any other languages.

Key:

























































Volume 1

Volume 2

Volume 3

Volume 4

Volume 5

	Day 1	Day 2	Day 3	Day 4	Day 5	Day 6	Day 7
Week 1	 Classic	 F	 Newer	 J	 F	 Newer	 Newer
	 Newer	 J	 F	 Newer	 J	 Classic	 F
Week 2	 J	 Newer	 J	 F	 Newer	 Classic	 F
	 Newer	 F	 Newer	 J	 Classic	 Newer	 J
Week 3	 Sent.	 J	 F	 Newer	 Newer	 J	 F
	 F	 Newer	 J	 Classic	 F	 Newer	 J
Week 4	 Newer	 J	 Newer	 J	 Newer	 J	 F
	 F	 Newer	 F	 Classic	 F	 Newer	 J




# Viewing Schedule for 3 Languages with American English

## After Month 7


Continue to view all versions of the videos using the following schedule as a guide. Please adjust this schedule based on your child’s progress, your child’s interest levels, and your goals.

Key:

























































Volume 1

Volume 2

Volume 3

Volume 4

Volume 5

	Day 1	Day 2	Day 3	Day 4	Day 5	Day 6	Day 7
Week 1	 Classic	 F	 Newer	 J	 Newer	 J	 F
	 Newer	 J	 Newer	 F	 F	 Newer	 J
Week 2	 Classic	 F	 Newer	 J	 Newer	 J	 Newer
	 Newer	 J	 F	 Classic	 F	 Classic	 F
Week 3	 J	 Newer	 J	 F	 Classic	 F	 Classic
	 Classic	 F	 Sent.	 J	 Newer	 J	 Newer
Week 4	 F	 Newer	 J	 F	 Newer	 J	 F
	 J	 F	 Newer	 J	 F	 Newer	 J