


Getting Started Is as **EASY** as **ABC**!

- A** **Allow** your baby to see and hear words frequently using our fun, multisensory, science-based approach. Point to the words in our books and on our cards as you say them, then show or tell the meanings of the words. Go to www.YourBabyCanLearn.com and click on the box that says “About Our Approach” to learn important information about the science behind Your Baby Can Learn!
- B** **Be** careful about showing entertainment-based television to your child. Research on babies watching television clearly shows that the content matters. Please reduce or eliminate entertainment-based TV during your child’s early years of life. Your Baby Can Learn! has more than 10,000 spoken words in the sentences of its five videos and is designed to teach language skills.
- C** **Children** progress at different rates based on numerous factors, so use the following schedule as a general guide. In most cases, do not go at a slower pace than the recommended schedule. However, if your child consistently recognizes most of the words ahead of the schedule, then you may go at a faster pace.

Flip this paper to see the graphic Your Baby Can Learn! Product Schedule.

After 7 months of using the series:

Continue to allow your child to watch one or two YBCL videos a day in a random order. View Volume 5 slightly more often than the other volumes. Play with words using the Sliding Word and Picture Cards, Lift-the-Flap Books, Teaching Cards, and Milestone Cards as well as whiteboards, chalkboards, paper, and other materials.



Free digital book! Please go to the URL mentioned on your paper copy of this guide for more tips and to get your free digital copy of *Dr. Titzer's Guide to Early Learning*. You can also find more information about our math, music, and logic series in English, as well as YBCL in American English, British English, Chinese, Dutch, French, German, Japanese, Portuguese, Spanish, Vietnamese, and other languages.

German Deluxe Kit includes:



Your Baby Can Learn! Product Schedule

GERMAN

Months

Suggestions

Products to Use

1

Begin with the YBCL **Volume 1** DVD regardless of your child's age. Allow your child to watch about twice a day for the first month. Use the **Volume 1** Sliding Word Cards, Lift-the-Flap Book, Teaching Cards, and Milestone Cards. For a multilingual schedule, please refer to your digital copy of *Dr. Titzer's Guide to Early Learning*.



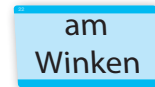
DVD



Lift-the-Flap Book



Sliding Word Cards




Teaching Cards



Milestone Cards

2

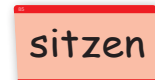
Focus on YBCL **Volume 2**. Allow your child to watch twice a day for two months. Review YBCL **Volume 1** about four times a week. Some older children may be able to go at a faster pace. If your child consistently answers the word games questions correctly, then your child may advance to the next volume earlier. Use the **Volume 1** and **Volume 2** book and word cards daily.



3

4

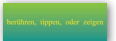
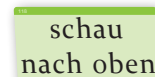

Introduce YBCL **Volume 3**. Allow your child to watch twice a day. Review **Volume 1** and **Volume 2** about twice a week each, and use the books and word cards from **Volume 1**, **Volume 2**, and **Volume 3** daily.



5

6

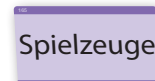
Introduce YBCL **Volume 4**. Allow your child to watch twice a day. Review **Volume 1**, **Volume 2**, and **Volume 3** about once or twice a week each. Use the books and word cards from **Volume 1**, **Volume 2**, **Volume 3**, and **Volume 4** daily. Continue playing the word games described on the Teaching Cards box and in *Dr. Titzer's Guide to Early Learning*.



7

Introduce YBCL **Volume 5**. Allow your child to watch **Volume 5** about once or twice a day. Review each previously viewed video about twice a month.

Use the books and word cards from **Volume 1**, **Volume 2**, **Volume 3**, **Volume 4**, and **Volume 5** daily.



Anleitungen auf Deutsch finden Sie auf www.YourBabyCanLearn.com/Deutsch.

At each step of the program, please review the videos, books, and word cards from previous volumes. The months listed on the product schedule are the suggested lengths of time for watching each of the videos – not your child's age. Viewing schedules are also on each DVD. Please flip this paper to see the rest of the Product Use Guide.